

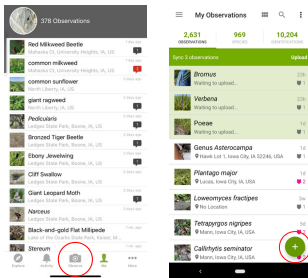
How To Use iNaturalist



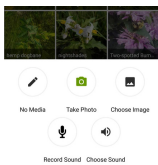
Download iNaturalist on your smartphone



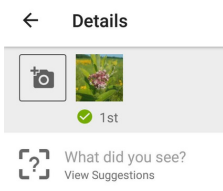
Make an observation of something in nature (plant, insect, bird, etc.)



Open the app and tap "**Observe**" or "+" to create a new observation



Using the app, take a photo(s) of your observation



Let the app help identify your observation.

Tap "**What did you see? View suggestions.**"

Tap the best match and choose "**select.**"



Tap the check mark to save your observation



Have fun!